

A DEVELOPMENT BY
TRICONNA REAL ESTATE

LISBON

HOUSING ESTATE III



LISBON

HOUSING ESTATE III

Welcome to Lisbon Estate, where investment opportunities meet exceptional returns. Embrace the promise of lucrative investment in a prime location designed for growth and prosperity.

Nestled opposite the New Rivers State University of Agriculture and 3 other prime universities in the area, LISBON ESTATE promises exceptional returns on investment in a thriving environment.


AMENITIES



GOOD
DRAINAGE



GOOD ROAD
ACCESS



GOOD
ELECTRICITY



24/7
SECURITY

FACILITIES



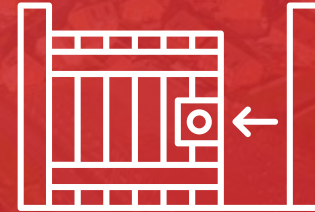
GREEN AREAS



PLAYGROUND



HEALTHCARE
FACILITIES



GATE HOUSE

PAYMENT PLANS

RESIDENTIAL PLOT

N1.5M

OUTRIGHT PAYMENT

DURATION	AMOUNT	INITIAL DEPOSIT
0-3 MONTH	1,500,000	500,000
0-6 MONTHS	1,650,000	500,000
0-12 MONTHS	1,800,000	500,000

SITE PLAN SHEWING LANDED PROPERTY
OF
LISBON ESTATE.
AT
UMUADAKA ABARA PHASE 3,
ETCHE LOCAL GOVT. AREA
RS STATE
SCALE =1:5000



U. N.

ORIGIN: UTM ZONE 32 - N
AREA = 107900.322 SQ. MTs.

558308.205m.N



281901.543m.E.

PLAN NO:

RV /3805 /2025 / XXX-SP

CERTIFIED TRUE COPY OF ORIGINAL PLAN
MADE BY ME ON 20 / 01 / 2025

SURV. GAAGE FRIDAY AABE (MNIS)

AGREEN-ASSET LTD.
MERCY HOUSE, BOKA SECURITY COMPLEX,
PLOT 7, CHUJOKE AMADI STREET, MINI-ORLU
BY RUMUMINI LAYOUT, ADA GEORGE ROAD,
PORT HARCOURT EMAIL: agreen-asset@gmail.com

LISBON ESTATE III LAYOUT PLAN

FAQS

Q: Where is LISBON HOUSING ESTATE located?

A: LISBON HOUSING ESTATE is situated at the back of the Wailing woman camp, in the neighborhood of the Rivers State Faculty of Agriculture University extension, Etche Campus.

Q: What title document does the land carry?

A: LISBON HOUSING has a Deed of Conveyance and a Registered Survey Plan, and it is 100% free from any encumbrances and litigation.

Q: What is the nature and topography of LISBON HOUSING ESTATE?

A: LISBON HOUSING ESTATE is a 100% table dry land.

Q: Do I have to pay any additional fees after paying for the land?

A: There are no extra charges beyond the land

Q: Do I have to pay for the Survey and Deed of Conveyance?

A: No. You'll get a free Survey Plan and a Deed of Conveyance after making complete payment on your plot(s)

Q: What is the cost of a plot of land at LISBON HOUSING ESTATE?

A: A plot of land at LISBON HOUSING ESTATE is currently selling at N 1,500,000 per plot for outright purchase.

Q: What kind of infrastructure will be installed in the estate?

A: LISBON HOUSING ESTATE comes with the following features: Perimeter fencing, Electricity, Security, Drainage, a Gatehouse, and a Graded Internal Road Network.

Q: What is the plot size?

A: 465 sqm per plot. (50 by 100).price.

ABOUT

Triconna is a value-driven brand dedicated to providing you with the best real estate investment solutions that are habitable, affordable, sustainable, and tailored to your needs. Giving you optimal value for your investment.

We are passionately driven to turn the dream of affordable homes into a reality for the common man. Our vision inspires us every day to create innovative solutions, build stronger communities, and ensure that everyone has a place to call home.


OTHER PROPERTIES



**Achievers
Estate**

SKY VIEW
ESTATE

SWISS GARDENS

CONTACT

 +234-916-000-5526, +234 916-000-5527.

 info@triconna.com  triconna.com



NO. 167A Ebufegha Plaza, Ada George, Port Harcourt.

   @triconna